



# The Arthrex Scorpion™

## The Ultimate Suture Passing Device

- Simplistic design allows for one-hand operation
- No shuttle step involved
- Ergonomic design provides maximum comfort and ease of use
- Grasps up to 16 mm bite of tissue
- Multi-functional instrument grasps tissue and retrieves suture
- Low profile design fits down a 5.75 mm cannula
- Ideal for single row, double row or margin convergence
- Can be used in arthroscopic and mini-open procedures

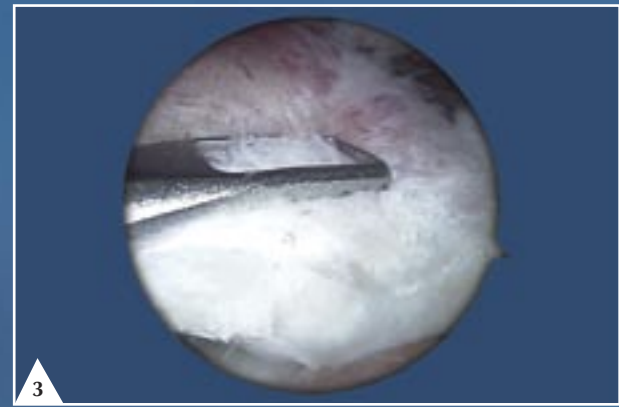
To reorder the Scorpion Surgical Technique Video (VCD-1073) call Arthrex Customer Service at 1-800-934-4404.

Jaws grasp tissue and retrieve suture

16 mm tissue bite

Front lever opens and closes jaw

Rear handle deploys needle and passes suture through tissue with the squeeze of your palm



3 Using the forward lever on the instrument, close the jaws and advance the Scorpion into the subacromial space. Open the jaws by releasing the front lever and grasp the desired bite of tissue.



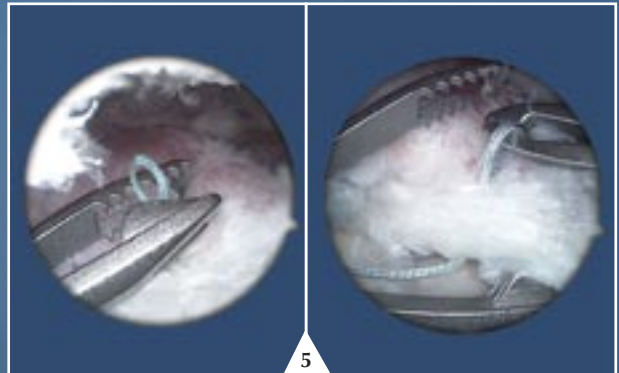
4 With the jaws closed around the tissue, squeeze the back side of the instrument with the palm of your hand, advancing the needle and suture through the tissue. Retract the needle by removing the pressure from your hand.



1 Load the Scorpion Needle into the cannulation on the proximal end of the instrument shaft. The hub end of the needle will snap securely into the instrument.



2 Load 1-2 inches of suture into the 'V' slot on the bottom jaw. You should feel a snap as the suture fully engages into the bottom jaw.



5 The suture can be retrieved with the Scorpion or the KingFisher Suture Retriever/Tissue Grasper.

### Ordering Information

Scorpion Suture Passer	AR-13990
Scorpion Needle, sterile, qty. 5	AR-13990N
Optional: KingFisher™ Suture Retriever/Tissue Grasper	AR-13970SR

PATENT PENDING



Arthrex, Inc.  
1370 Creekside Boulevard, Naples, Florida 34108-1945 • USA  
Tel: 239-643-5553 • Fax: 239-598-5534 • Website: www.arthrex.com

Arthrex GmbH  
Liebigstrasse 13, D-85757 Karlsfeld/München • Germany  
Tel: +49-8131-59570 • Fax: +49-8131-5957-565

Arthrex Latin América  
3750 NW 87th Avenue, Suite 620, Miami, Florida 33178 • USA  
Tel: 954-447-6815 • Fax: 954-447-6814

Arthrex S.A.S.  
5 Avenue Pierre et Marie Curie, 59260 Lezennes • France  
Tel: +33-3-20-05-72-72 • Fax: +33-3-20-05-72-70

Arthrex Canada  
Lasswell Medical Co., Ltd., 405 Industrial Drive, Unit 21, Milton, Ontario • Canada L9T 5B1  
Tel: 905-876-4604 • Fax: 905-876-1004 • Toll-Free: 1-800-224-0302

Arthrex GesmbH  
Triesterstrasse 10/1 • 2351 Wiener Neudorf • Austria  
Tel: +43-2236-89-33-50-0 • Fax: +43-2236-89-33-50-10

Arthrex Bvba  
Mechelsesteenweg 23, 2540 Hove • Belgium  
Tel: +32-3-2169199 • Fax: +32-3-2162059

Arthrex Ltd.  
Unit 16, President Buildings, Savile Street East, Sheffield S4 7UQ • England  
Tel: +44-114-2767788 • Fax: +44-114-2767744


Arthrex Hellas - Medical Instruments SA  
43, Argous Str. - N. Kifissia, 145 64 Athens • Greece  
Tel: +30-210-8079980 • Fax: +30-210-8000379

Arthrex Sverige AB  
Turbinvägen 9, 131 60 Nacka • Sweden  
Tel: +46-8-556 744 40 • Fax: +46-8-556 744 41

Arthrex Korea  
Rosedale Building #1904, 724 Sooseo-dong, Gangnam-gu, Seoul 135-744 • Korea  
Tel: +82-2-3413-3033 • Fax: +82-2-3413-3035

*This description of technique is provided as an educational tool and clinical aid to assist properly licensed medical professionals in the usage of specific Arthrex products. As part of this professional usage, the medical professional must use their professional judgment in making any final determinations in product usage and technique. In doing so, the medical professional should rely on their own training and experience and should conduct a thorough review of pertinent medical literature and the product's Directions For Use.*

© Copyright Arthrex Inc., 2005. All rights reserved. LB0238C



# The Arthrex Scorpion™

The most simplified arthroscopic  
suture passing instrument  
ever designed

